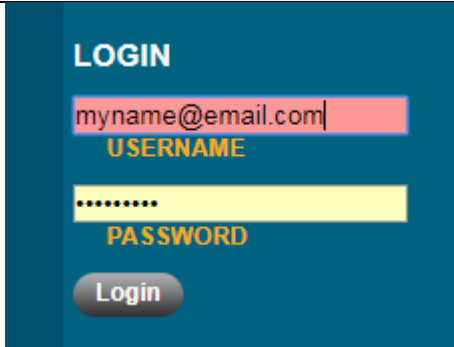

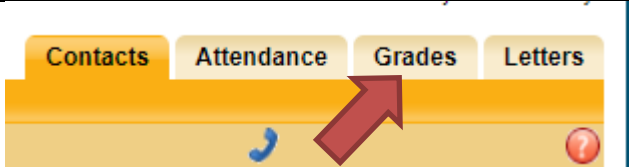


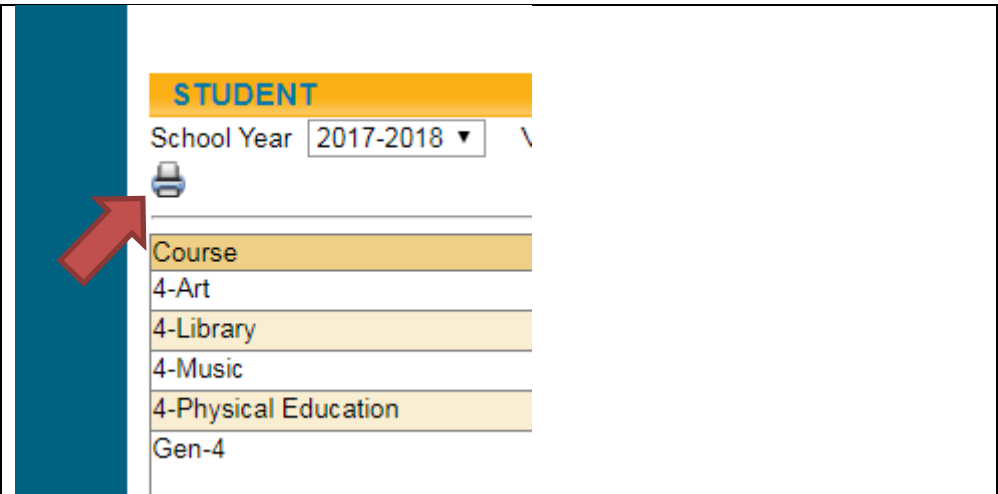
How do I access my child's report card?

Starting this year, you must access your child's elementary report card through the parent portal of School Tool. Follow the directions below to login and view the report card.

***Please note: If you are using the app version of School Tool, you must click "View Full Site" to see the report card.**


1. Go to the School Tool Parent Portal. (This can also be found under the "Resources" tab of the district website under "Parent Resources.")	https://cns.schooltool.cnyric.org/SchoolToolWeb/
2. Login using the email account on file with the school. <ul style="list-style-type: none">You can reset your password on this screen if you do not remember it.This account will be the same one as used to view older students' grades.	
3. Click the small blue arrow next to your child's photo.	
4. Click the "Grades" tab on the right side of the screen.	

5. Click the "Print" icon on the left side of the screen.



STUDENT

School Year 2017-2018 ▾ \



Course

- 4-Art
- 4-Library
- 4-Music
- 4-Physical Education
- Gen-4


6. View, save, or print the report card!

North Syracuse Central School District

Progress Report

2017-2018

Marking Period - MP1



North Syracuse Central
School District

Please note: A paper copy can be provided if you do not have access to the internet. Please contact the main office to make this request.