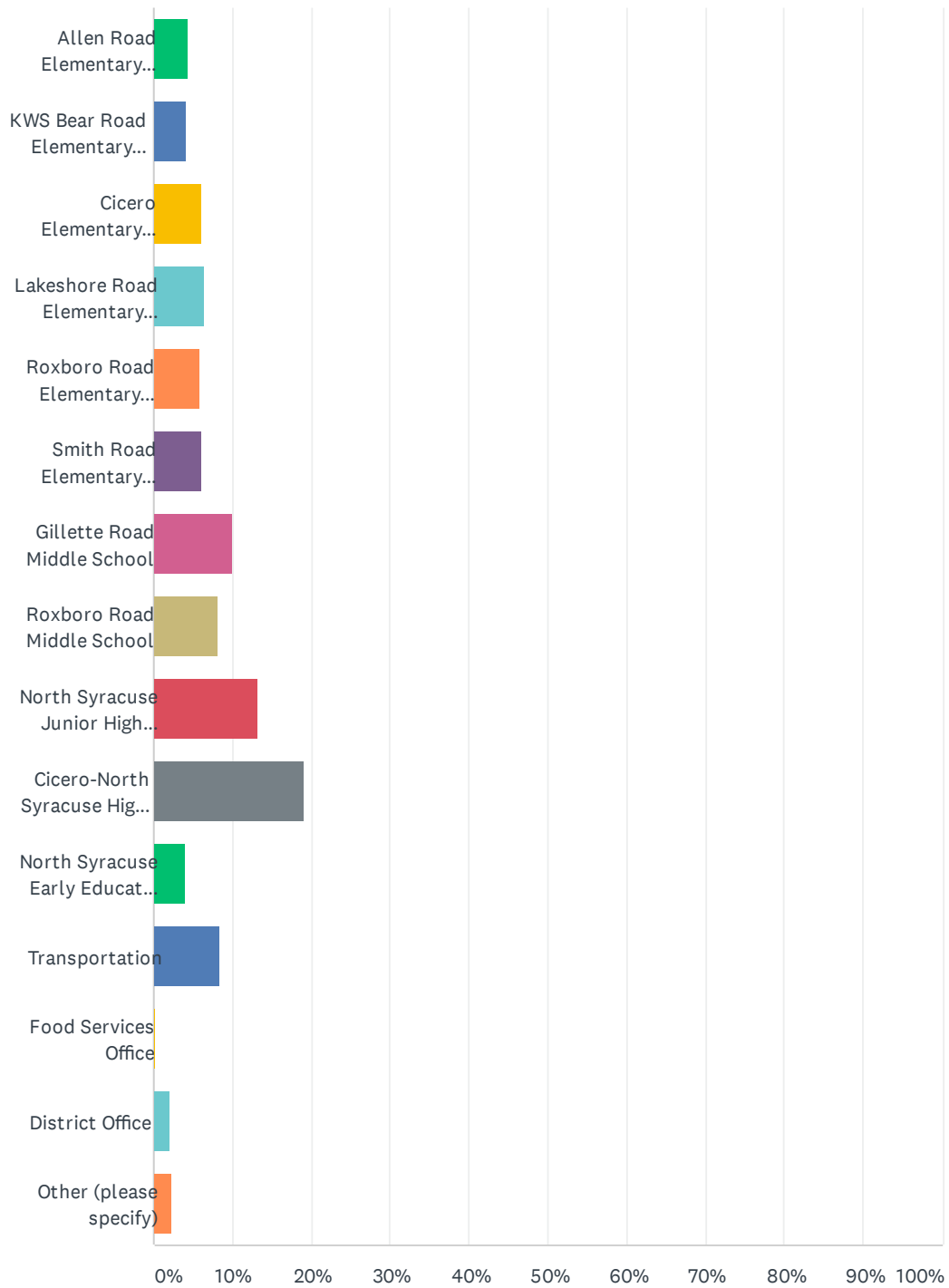


Q1 In which school building do you teach/work the majority of your schedule?

Answered: 997 Skipped: 6

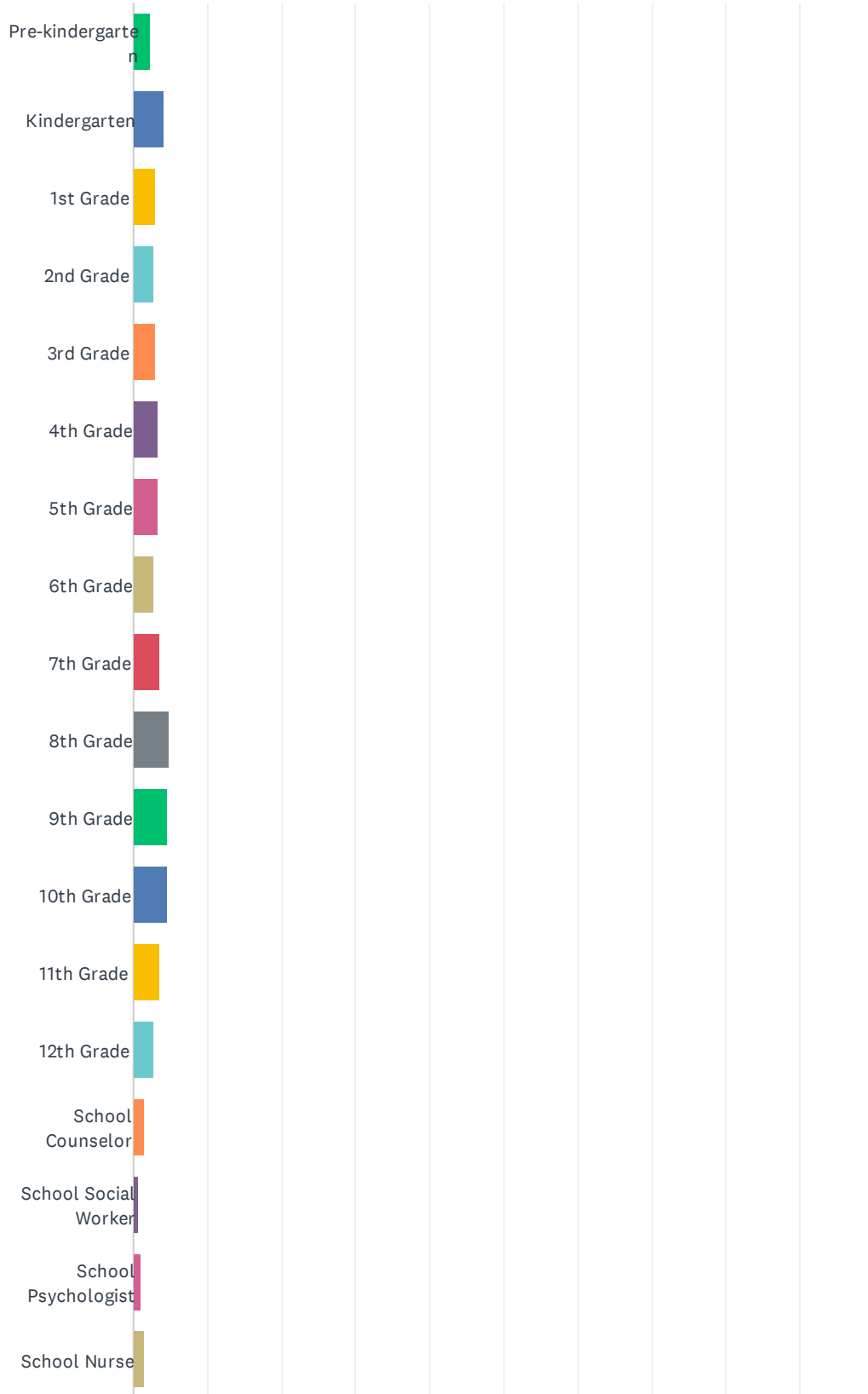


Staff Survey March Expanded Reopening

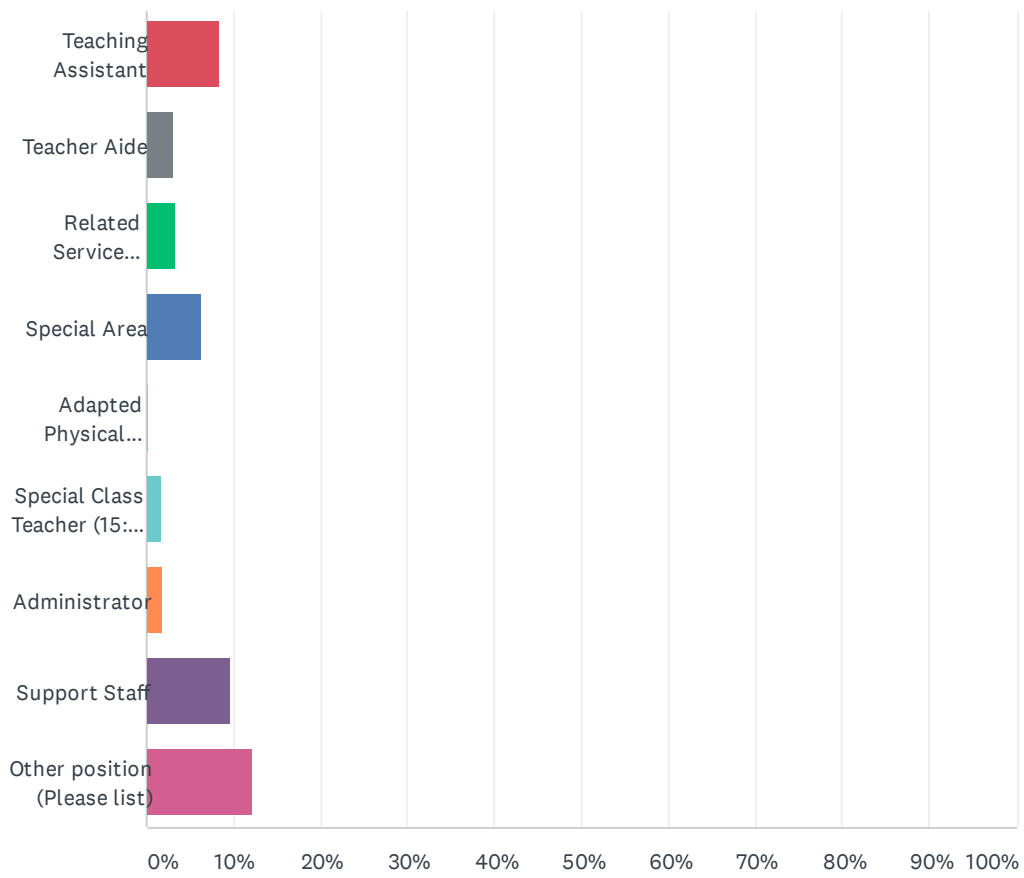
ANSWER CHOICES	RESPONSES	
Allen Road Elementary School	4.31%	43
KWS Bear Road Elementary School	4.11%	41
Cicero Elementary School	6.02%	60
Lakeshore Road Elementary School	6.42%	64
Roxboro Road Elementary School	5.82%	58
Smith Road Elementary School	6.02%	60
Gillette Road Middle School	10.03%	100
Roxboro Road Middle School	8.22%	82
North Syracuse Junior High School	13.14%	131
Cicero-North Syracuse High School	18.96%	189
North Syracuse Early Education Program	4.01%	40
Transportation	8.32%	83
Food Services Office	0.30%	3
District Office	2.11%	21
Other (please specify)	2.21%	22
TOTAL		997

Q2 Please select the grade-level you teach for the majority of your classes or tell us your position with the District.

Answered: 992 Skipped: 11



Staff Survey March Expanded Reopening

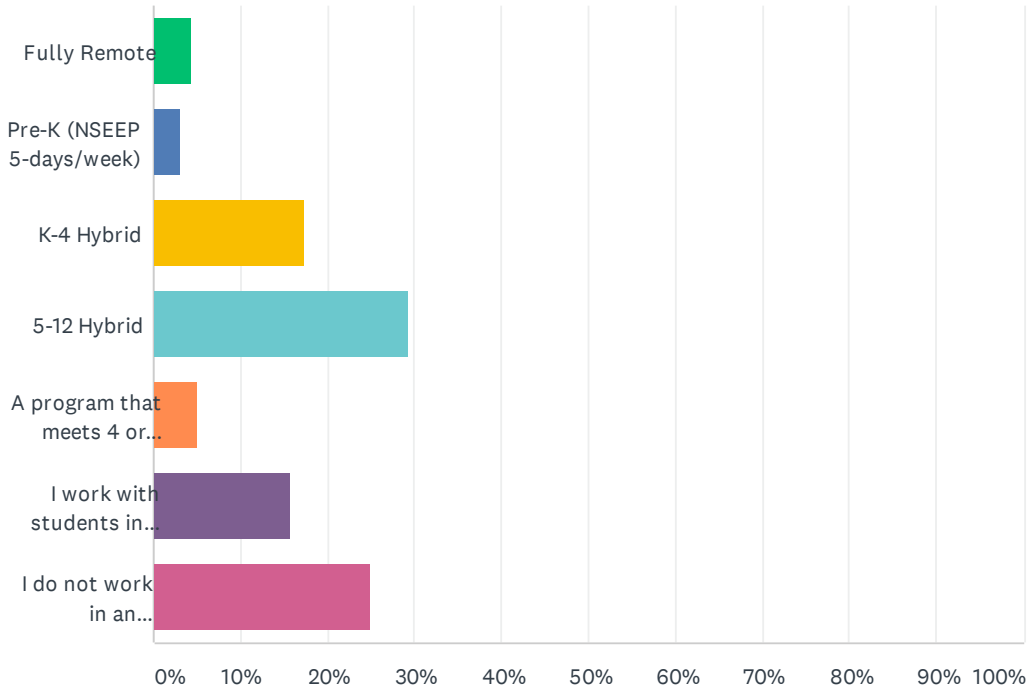


Staff Survey March Expanded Reopening

ANSWER CHOICES	RESPONSES	
Pre-kindergarten	2.22%	22
Kindergarten	4.13%	41
1st Grade	3.02%	30
2nd Grade	2.82%	28
3rd Grade	3.02%	30
4th Grade	3.33%	33
5th Grade	3.33%	33
6th Grade	2.82%	28
7th Grade	3.53%	35
8th Grade	4.74%	47
9th Grade	4.64%	46
10th Grade	4.64%	46
11th Grade	3.53%	35
12th Grade	2.82%	28
School Counselor	1.51%	15
School Social Worker	0.71%	7
School Psychologist	1.11%	11
School Nurse	1.51%	15
Teaching Assistant	8.27%	82
Teacher Aide	3.13%	31
Related Service Provider	3.43%	34
Special Area	6.25%	62
Adapted Physical Education	0.20%	2
Special Class Teacher (15:1, 8:1:1, 12:1:1, 12:1:4)	1.61%	16
Administrator	1.92%	19
Support Staff	9.58%	95
Other position (Please list)	12.20%	121
TOTAL		992

Q3 If applicable, in which instructional model do you teach?

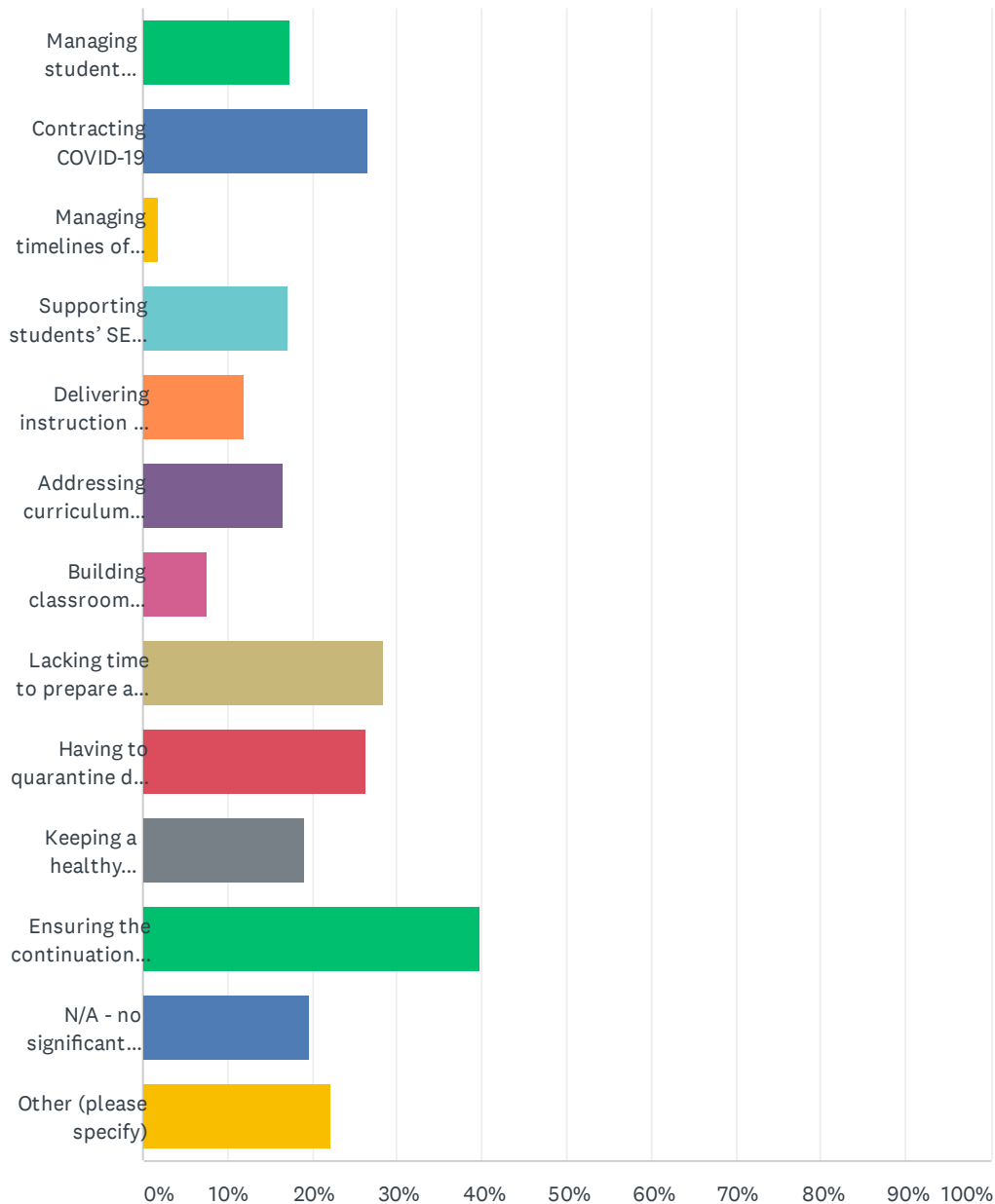
Answered: 970 Skipped: 33



ANSWER CHOICES	RESPONSES	
Fully Remote	4.43%	43
Pre-K (NSEEP 5-days/week)	3.20%	31
K-4 Hybrid	17.42%	169
5-12 Hybrid	29.28%	284
A program that meets 4 or 5-days/week	5.05%	49
I work with students in more than one instructional model	15.77%	153
I do not work in an instructional position.	24.85%	241
TOTAL		970

Q4 If all Hybrid students were to return up to 5 days per week, which of the following items represent your top three areas of concern? Please select up to 3 choices or indicate "N/A - no significant concerns" as your choice.

Answered: 1,003 Skipped: 0

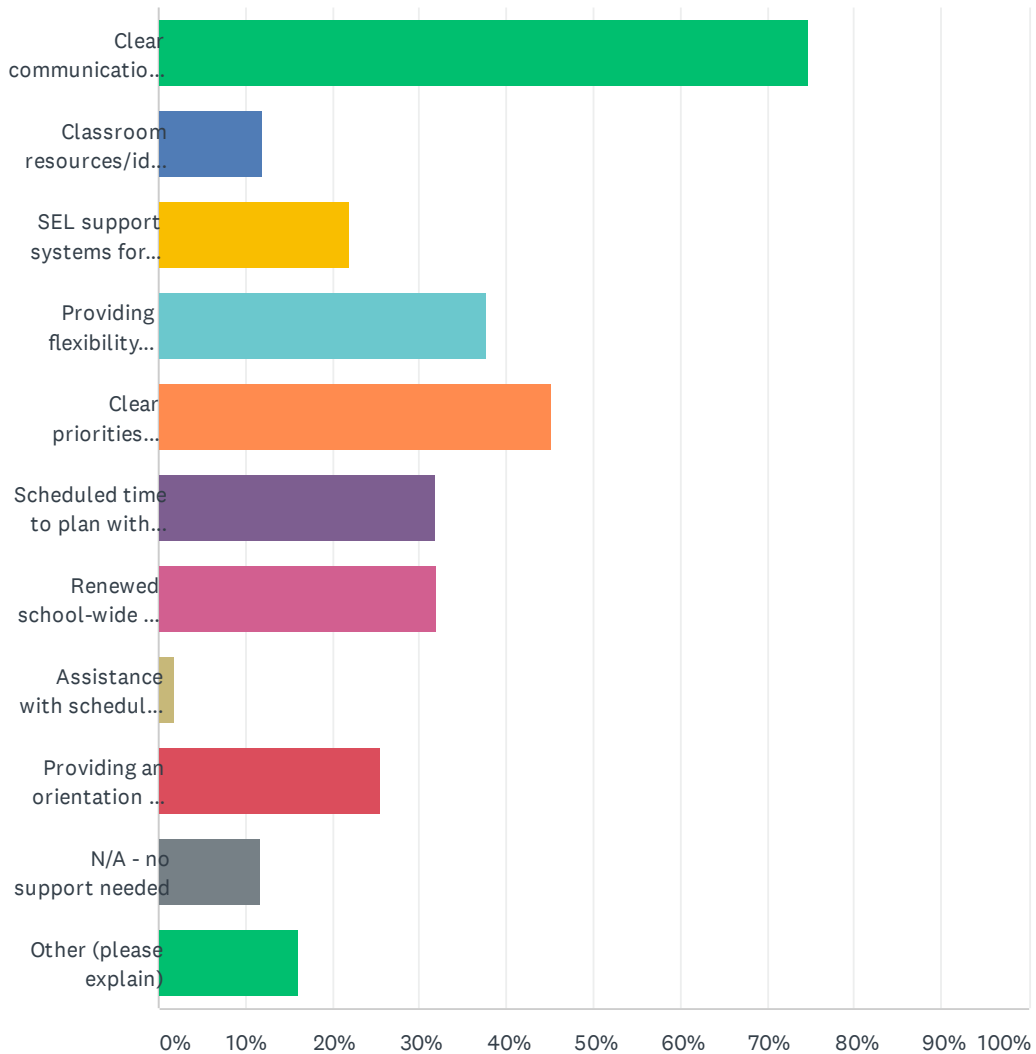


Staff Survey March Expanded Reopening

ANSWER CHOICES	RESPONSES	
Managing student behavior	17.35%	174
Contracting COVID-19	26.52%	266
Managing timelines of APPR observations	1.89%	19
Supporting students' SEL needs	17.25%	173
Delivering instruction to additional in-person students	11.96%	120
Addressing curriculum content/pacing gaps	16.45%	165
Building classroom community	7.58%	76
Lacking time to prepare and plan instruction	28.41%	285
Having to quarantine due to a school exposure	26.42%	265
Keeping a healthy work-life balance	19.04%	191
Ensuring the continuation of cleaning protocols and safety measures	39.78%	399
N/A - no significant concerns	19.74%	198
Other (please specify)	22.23%	223
Total Respondents: 1,003		

Q5 If social distancing guidelines are relaxed and we can bring students to school up to 5 days per week, which (select up to) five items would best support you with this transition?

Answered: 975 Skipped: 28



Staff Survey March Expanded Reopening

ANSWER CHOICES	RESPONSES	
Clear communication and a timeline from the District Office	74.77%	729
Classroom resources/ideas to build a sense of community while re-integrating cohorts	12.00%	117
SEL support systems for students and staff	22.05%	215
Providing flexibility with instructional delivery and pacing	37.74%	368
Clear priorities expressed regarding the balance of the 2020-2021 school year	45.23%	441
Scheduled time to plan with departmental and grade-level colleagues	31.90%	311
Renewed school-wide and District emphasis on attendance and engagement	32.00%	312
Assistance with scheduling a vaccine	1.85%	18
Providing an orientation to students transitioning from Remote to Hybrid	25.44%	248
N/A - no support needed	11.79%	115
Other (please explain)	16.21%	158
Total Respondents: 975		

Q6 Is there anything additional you would like us to know?

Answered: 432 Skipped: 571